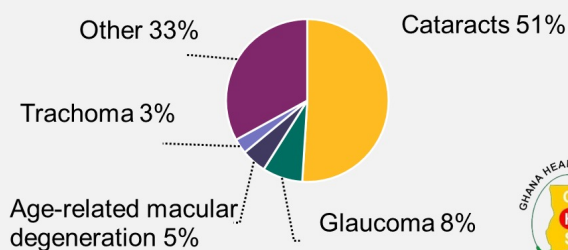
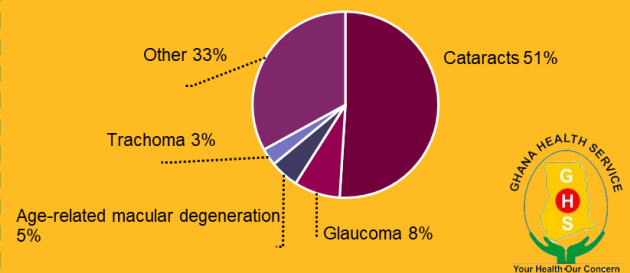
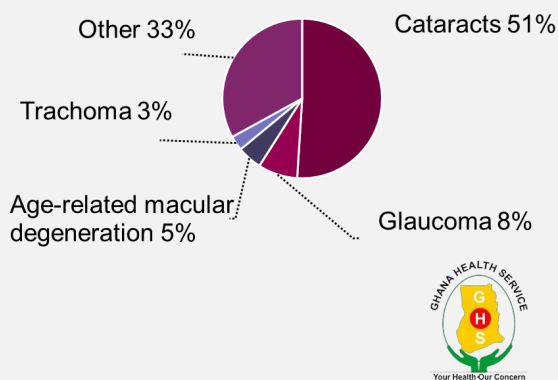


Print and cut out these cards and distribute a set of cards to each group to use on session 6.5 of the training.

A pie chart showing the causes of blindness worldwide: cataracts 51 per cent, glaucoma 8 per cent, age-related macular degeneration 5 per cent, trachoma 3 per cent and other 33 per cent.



A pie chart showing the causes of blindness worldwide: cataracts 51 per cent, glaucoma 8 per cent, age-related macular degeneration 5 per cent, trachoma 3 per cent and other 33 per cent.

